

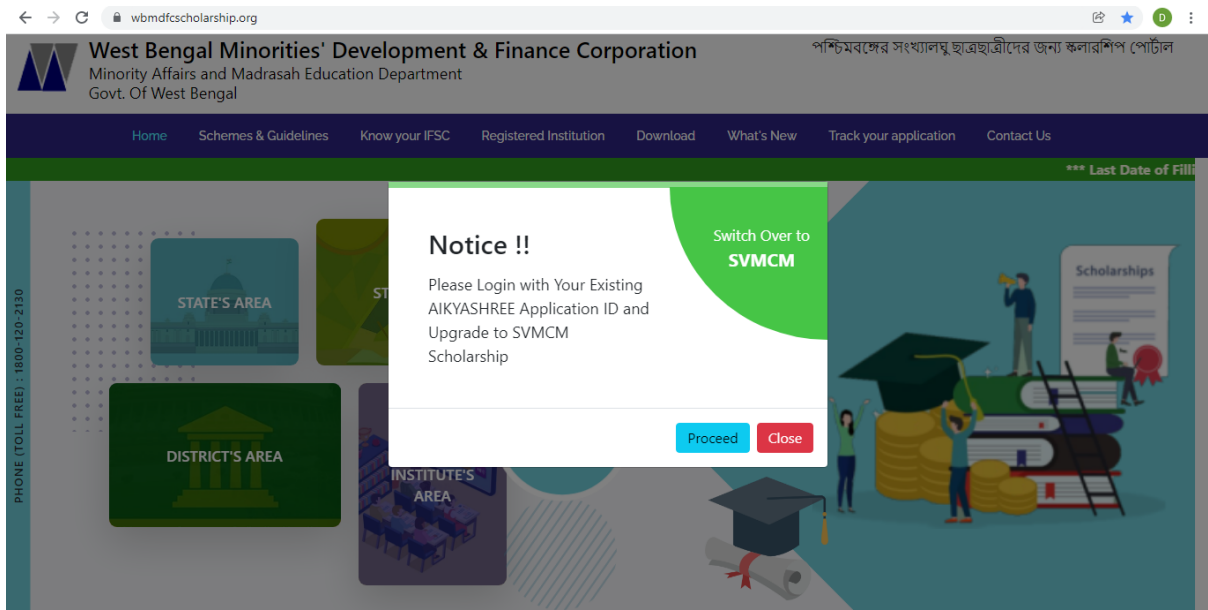
## Step 1

Please Click on Switch over to SVMCM link



## Step 2

After clicking on the link this pop-up will come which will take you to the login page



## Step 3

Then Login with your user Credentials

The screenshot shows the 'STUDENT'S LOGIN' section of the application. It includes a navigation bar at the top with links like 'Home', 'Scheme & Guidelines', and 'Track your application'. The main content area is split into two columns. The left column, titled 'INSTRUCTION', contains three links: 'Click here to Download User Manual', 'Click here to Download User Manual (SVMCM)', and 'Click here to Download the flow chart for filling application at student level'. The right column, titled 'STUDENT'S LOGIN', contains a form with the following fields: 'User Name' (text input with value 'SSP2021021400447253'), 'Password' (password input with a toggle icon), 'Academic Session' (dropdown menu with value '2021-22'), 'District' (dropdown menu with value 'COOCHBHAR' and a 'Change District' button), and 'Captcha' (text input with value '652415' and a refresh icon). Below the form is a 'LOGIN' button, an 'OR' separator, and two links: 'Forget Password?' and 'Forget UserId?'.

## Step 4

After Login, please **enter** OTP number **to** start the application

The screenshot shows the 'OTP VALIDATION' page after a successful login. The page title is 'POST MATRIC SCHOLARSHIP APPLICATION FOR AY:2021-22' and the user is logged in as 'SSP2021021400447253'. The main content area is titled 'WELCOME : TEST' and features a sidebar menu with options: 'Home', 'Basic Information', 'Academic Information', 'Bank Account Details', 'Print Application', 'Change Password', and 'Log Out'. The main content area shows the 'OTP VALIDATION' section with a breadcrumb 'Home > SMS VALIDATION'. It contains a message: 'An OTP for Login into the Students area,An One-Time Password (OTP) which is randomly generated and sent to your registered mobile number XXXXXXX005. Enter OTP here. Last otp Generate at 2022-01-17 14:05:29.' Below the message is a text input field containing the value '565555' and a 'Submit' button. At the bottom, there is a link: 'Not Received OTP? Resend OTP after 280 seconds...'.

## Step 5

Please read the instructions carefully before you proceed

POST MATRIC SCHOLARSHIP APPLICATION FOR AY:2021-22 (Logged As SSP2021020900219871)

WELCOME : JULEKHA KHATUN Logout

Home > DASHBOARD

**ATTENTION**

Dear, JULEKHA KHATUN You are eligible for SVMCM Scholarship.

**Instructions**

i) After upgrading the scheme, you will get a new application id & your SSP ID SSP2021020900219871 will be withdrawn automatically.

ii) Your password will remain same as was provided in your application SSP2021020900219871.

iii) After processing your application and finally submitting it, your application will be transferred to SVMCM.

iv) After upgradation you need to upload scanned copy of your bank passbook, marksheet, institution verification format, income certificate in JPEG format.

v) By signing these instructions you also agree that you have not applied under any other category of scholarship of WBMDFC. This upgradation is just a transfer of your application to SVMCM.

vi) By opting to this up-gradation you also confirm that you have not submitted more than one application in WBMDFC nor have applied in more than one category.

vii) If at any later stage it transpires that you have applied more than one applications in WBMDFC portal, all your applications will be summarily rejected and you would also be liable to be black-listed from applying for scholarship in any later year.

viii) You have understood the detailed guidelines of SVMCM and other scholarships available in WBMDFC portal and you hereby choose to shift your current application to SVMCM, provided it is otherwise eligible.

I have read all the instructions as above and wish to transfer my application to SVMCM. During the period of verification till final release of scholarship, I shall abide by the decision of WBMDFC.

Upgrade

## Step 6

Please click on “ok” button to continue the upgradation process

POST MATRIC SCHOLARSHIP APPLIC serv2.wbmdfcscholarship.org says (Logged As SSP2021021400447253)

WELCOME : JULEKHA KHATUN Logout

Home > DASHBOARD

**ATTENTION**

Dear, JULEKHA KHATUN You are eligible for SVMCM Scholarship.

**Instructions**

i) After upgrading the scheme, you will get a new application id & your SSP ID SSP2021020900219871 will be withdrawn automatically.

ii) Your password will remain same as was provided in your application SSP2021020900219871.

iii) After processing your application and finally submitting it, your application will be transferred to SVMCM.

iv) After upgradation you need to upload scanned copy of your bank passbook, marksheet, institution verification format, income certificate in JPEG format.

v) By signing these instructions you also agree that you have not applied under any other category of scholarship of WBMDFC. This upgradation is just a transfer of your application to SVMCM.

vi) By opting to this up-gradation you also confirm that you have not submitted more than one application in WBMDFC nor have applied in more than one category.

vii) If at any later stage it transpires that you have applied more than one applications in WBMDFC portal, all your applications will be summarily rejected and you would also be liable to be black-listed from applying for scholarship in any later year.

viii) You have understood the detailed guidelines of SVMCM and other scholarships available in WBMDFC portal and you hereby choose to shift your current application to SVMCM, provided it is otherwise eligible.

I have read all the instructions as above and wish to transfer my application to SVMCM. During the period of verification till final release of scholarship, I shall abide by the decision of WBMDFC.

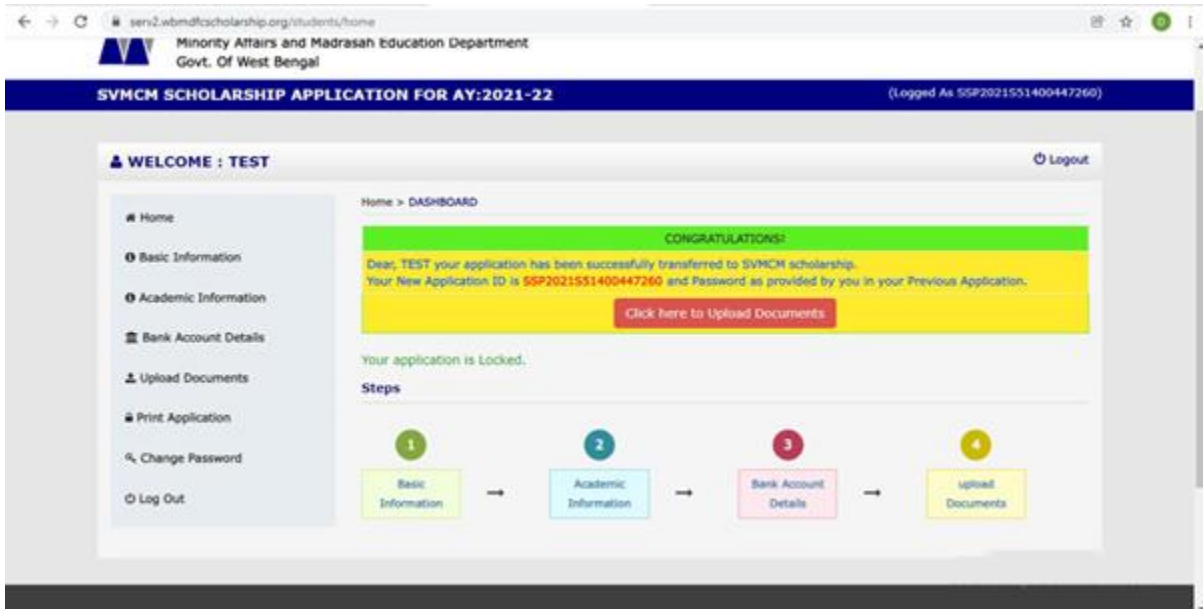
Upgrade

Your application is Locked.

Steps

## Step 7

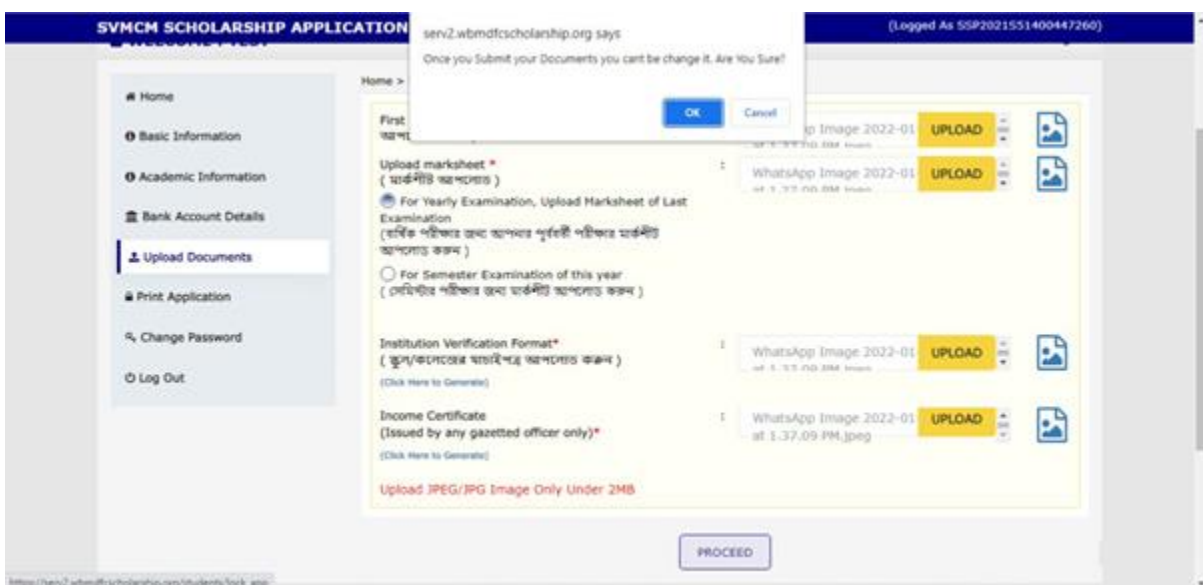
System will provide a new application ID and prompt you to upload documents.



## Step 8

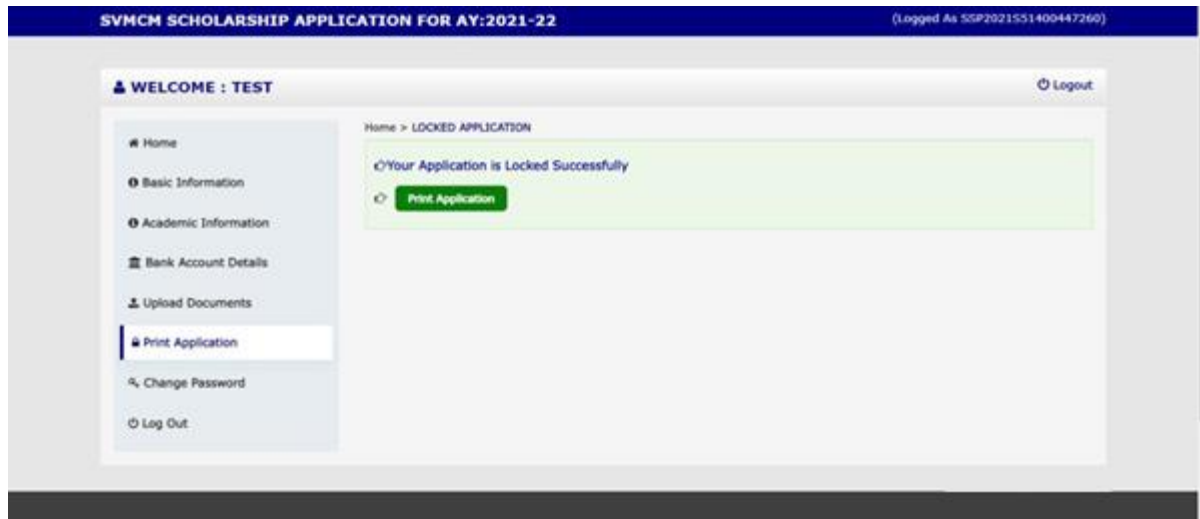
Please upload scanned copy of original passbook and mark-sheet. Institute verification and Income certificate formats should be downloaded and signed copy thereof uploaded.

*Income certificate must be issued by any Gazetted officer.*



## Step 9

Take a print out of the application after you have successfully locked it



## Step 10

Click on the Print application button for print out



REMARKS:

Submit a copy of all the necessary documents which were uploaded in the portal along with the print out of application form.